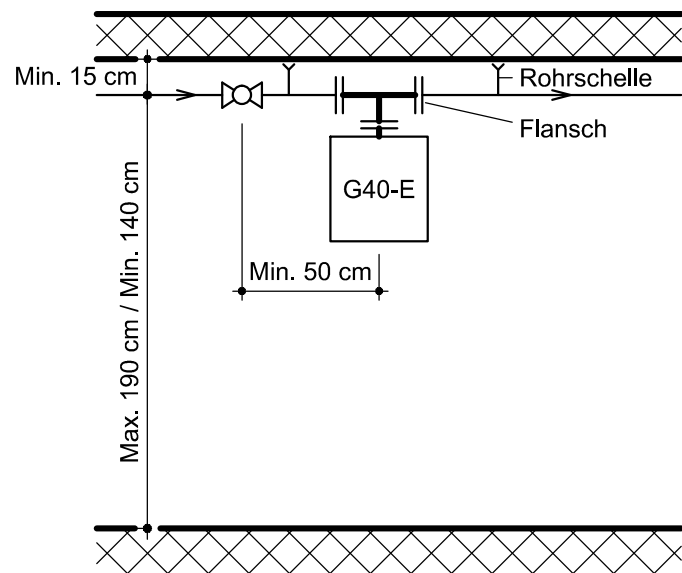
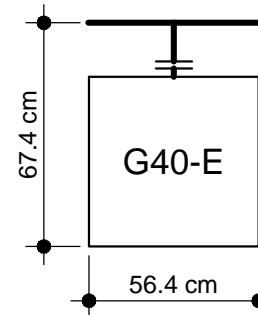


# Einrohr-Gaszähler G-40E

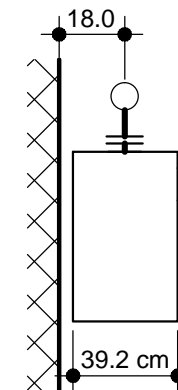


Wandabstand min. 18 cm  
Anschluss DN 65

Ansicht



Schnitt



Grösse	$\Delta p$	bei $m^3/h$
<b>G40-E</b>	1.0 mbar	55.2